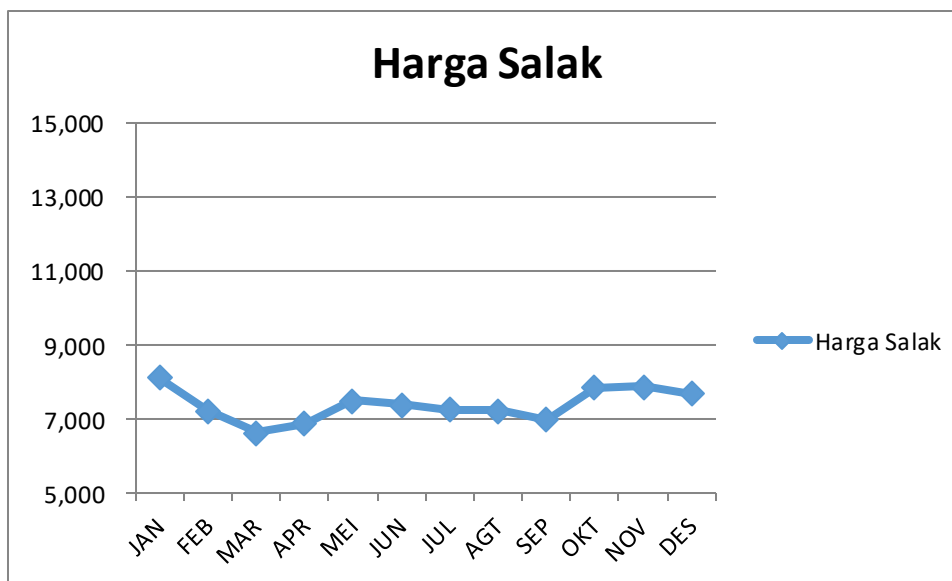


**Daftar Harga Komuditi Buah Tingkat Produsen
Hortikultura
Januari s/d Desember 2018
Provinsi Sumatera Utara**

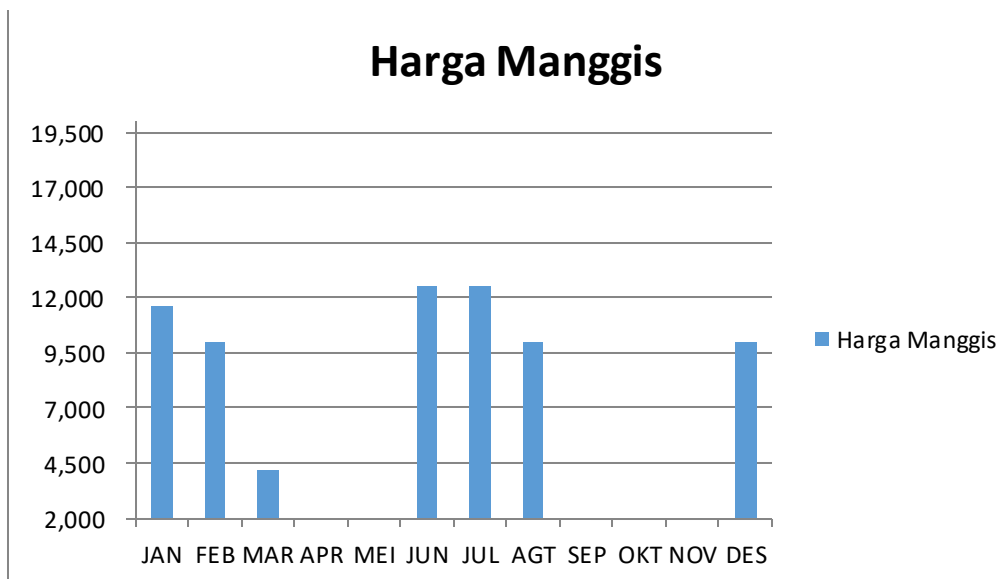
Buah Salak

PERKEMBANGAN HARGA SALAK DARI TINGKAT PRODUSEN TAHUN 2018													
PROVINSI SUMATERA UTARA													
No	Kabupaten	SALAK (RP/KG)											
		JAN	FEB	MAR	APR	MEI	JUN	JUL	AGT	SEP	OKT	NOV	DES
1	Mandailing Natal	-	-	-	-	-	-	-	-	-	-	-	-
2	Tapanuli Selatan	9,143	9,375	5,500	8,000	8,000	9,103	9,143	9,294	8,000	7,500	9,333	10,000
3	Tapanuli Utara	7,000	7,000	-	5,000	7,000	6,600	6,688	6,500	6,000	-	7,500	8,000
4	Toba Samosir	-	-	-	-	-	-	-	-	-	-	-	-
5	Asahan	9,083	10,000	-	10,000	10,000	11,300	11,300	9,938	10,000	10,000	10,000	10,000
6	Simalungun	-	-	-	-	-	6,000	6,000	7,000	-	7,000	7,000	6,500
7	Dairi	3,467	3,368	4,529	3,000	3,000	3,111	3,105	3,000	3,000	6,500	5,800	3,000
8	Karo	-	-	-	-	9,500	7,900	8,045	7,938	8,000	-	-	7,000
9	Deli Serdang	8,000	8,000	8,000	8,000	-	-	-	8,000	-	-	-	-
10	Langkat	-	-	-	-	-	-	-	-	-	-	-	-
11	H.Hasundutan	7,000	6,733	-	7,000	7,000	7,000	7,056	7,000	7,250	6,333	5,800	8,000
12	Samosir	-	-	7,667	-	-	-	-	-	-	-	-	-
13	Serdang Bedagai	8,136	8,000	8,000	8,000	8,000	8,000	8,000	8,000	8,000	8,667	8,600	9,000
14	Batu Bara	-	-	-	-	-	-	-	-	-	-	-	-
15	Pd. Lawas	-	-	-	-	-	-	-	-	-	-	-	-
16	Tanjung Balai	-	-	-	-	-	-	-	-	-	-	-	-
17	Pematang Siantar	13,000	-	-	-	-	-	-	-	-	9,000	9,000	-
18	Medan	-	-	-	-	-	-	-	-	-	-	-	-
19	Pd Sidempuan	8,318	5,333	6,000	6,000	-	-	6,000	5,667	5,500	-	-	-
	Rerata bulanan	8,127	7,226	6,616	6,875	7,500	7,377	7,260	7,234	6,969	7,857	7,879	7,688



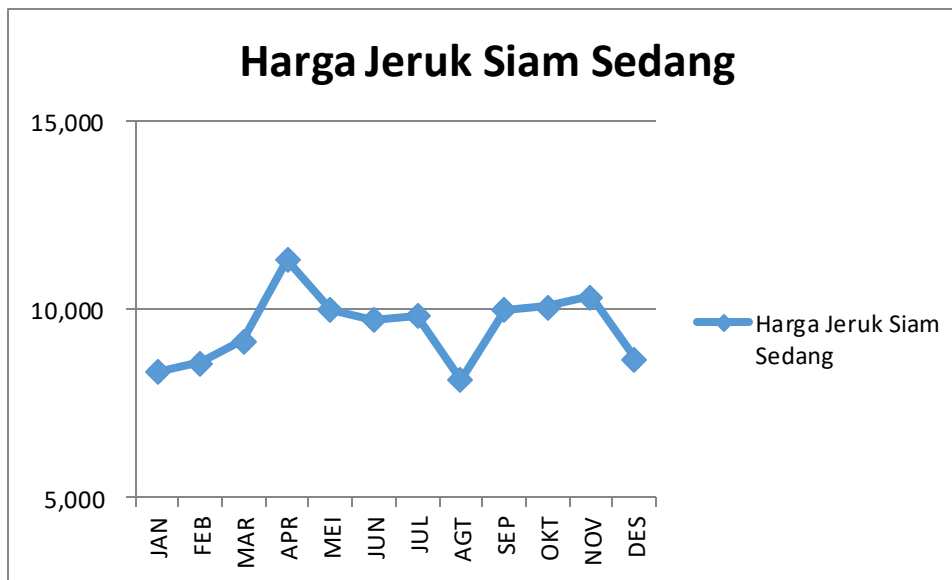
Buah Manggis

PERKEMBANGAN HARGA MANGGIS DARI TINGKAT PRODUSEN TAHUN 2018													
PROVINSI SUMATERA UTARA													
No	Kabupaten	MANGGIS (RP/KG)											
		JAN	FEB	MAR	APR	MEI	JUN	JUL	AGT	SEP	OKT	NOV	DES
1	Mandailing Natal	-	-	-	-	-	-	-	-	-	-	-	-
2	Tapanuli Selatan	15,000	10,000	10,333	-	-	15,000	15,000	-	-	-	-	-
3	Tapanuli Utara	-	-	4,000	-	-	-	-	-	-	-	-	-
4	Toba Samosir	-	-	-	-	-	-	-	-	-	-	-	-
5	Asahan	-	-	-	-	-	-	-	-	-	-	-	-
6	Simalungun	-	-	3,500	-	-	-	-	-	-	-	-	-
7	Dairi	10,000	10,000	3,154	-	-	-	-	-	-	-	-	10,000
8	Karo	-	-	2,700	-	-	-	-	-	-	-	-	-
9	Deli Serdang	-	-	4,125	-	-	-	-	-	-	-	-	-
10	Langkat	-	-	-	-	-	-	-	-	-	-	-	-
11	H.Hasundutan	-	-	2,300	-	-	-	-	-	-	-	-	-
12	Samosir	-	-	3,333	-	-	-	-	-	-	-	-	-
13	Serdang Bedagai	10,000	-	-	-	-	10,000	10,000	10,000	-	-	-	-
14	Batu Bara	-	-	-	-	-	-	-	-	-	-	-	-
15	Pd. Lawas	-	-	-	-	-	-	-	-	-	-	-	-
16	Tanjung Balai	-	-	-	-	-	-	-	-	-	-	-	-
17	Pematang Siantar	-	-	-	-	-	-	-	-	-	-	-	-
18	Medan	-	-	-	-	-	-	-	-	-	-	-	-
19	Pd Sidempuan	-	-	-	-	-	-	-	-	-	-	-	-
	Rerata bulanan	11,667	10,000	4,181	-	-	12,500	12,500	10,000	-	-	-	10,000



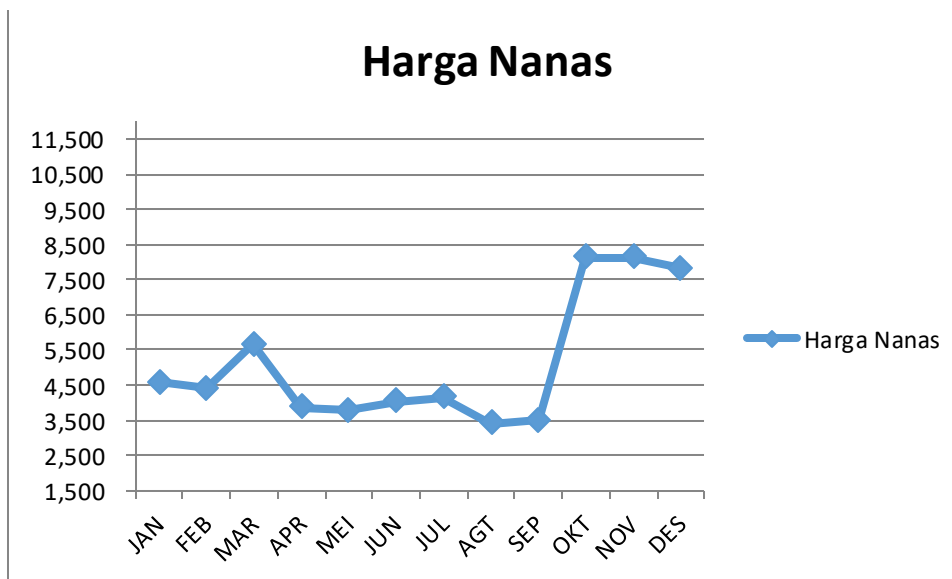
Buah Jeruk Siam Sedang

PERKEMBANGAN HARGA JERUK SIAM SEDANG DARI TINGKAT PRODUSEN TAHUN 2018													
PROVINSI SUMATERA UTARA													
No	Kabupaten	JERUK SIAM SEDANG (RP/KG)											
		JAN	FEB	MAR	APR	MEI	JUN	JUL	AGT	SEP	OKT	NOV	DES
1	Mandailing Natal	-	-	-	-	-	-	-	-	-	-	-	-
2	Tapanuli Selatan	-	-	13,000	15,000	13,000	19,000	19,000	-	18,000	13,000	12,500	12,000
3	Tapanuli Utara	-	-	-	-	-	-	-	-	-	-	-	-
4	Toba Samosir	-	-	-	-	-	-	-	-	-	-	-	-
5	Asahan	-	-	-	-	-	-	-	-	-	-	12,000	-
6	Simalungun	-	-	-	-	-	7,679	7,767	6,167	9,750	-	-	7,500
7	Dairi	7,714	8,000	8,500	8,000	5,000	7,941	7,944	7,556	8,000	8,000	8,000	8,000
8	Karo	6,000	-	-	-	12,000	6,100	6,727	6,094	6,500	-	-	6,000
9	Deli Serdang	-	-	7,250	-	-	-	-	-	-	-	-	-
10	Langkat	-	-	-	-	-	-	-	-	-	-	-	-
11	H.Hasundutan	7,750	9,000	-	11,000	10,000	8,294	8,278	7,882	7,786	9,333	9,200	10,000
12	Samosir	8,250	8,750	8,000	-	-	9,333	9,333	13,000	-	-	-	-
13	Serdang Bedagai	-	-	-	-	-	-	-	-	-	10,000	10,000	-
14	Batu Bara	-	-	-	-	-	-	-	-	-	-	-	-
15	Pd. Lawas	-	-	-	-	-	-	-	-	-	-	-	-
16	Tanjung Balai	-	-	-	-	-	-	-	-	-	-	-	-
17	Pematang Siantar	12,000	-	-	-	-	-	-	-	-	-	-	-
18	Medan	-	-	-	-	-	-	-	-	-	-	-	-
19	Pd Sidempuan	-	-	-	-	-	-	-	-	-	-	-	-
	Rerata bulanan	8,343	8,583	9,188	11,333	10,000	9,725	9,842	8,140	10,007	10,083	10,340	8,700



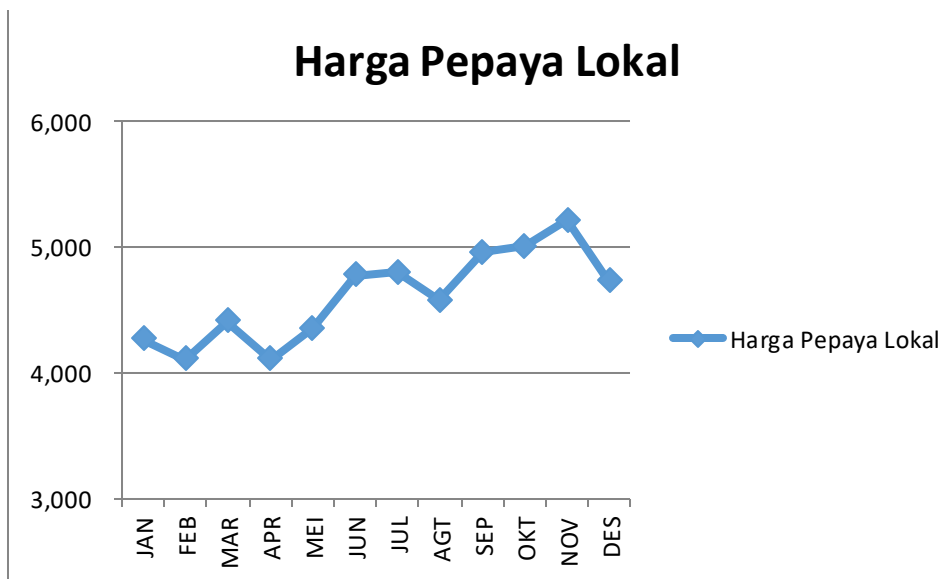
Buah Nanas

PERKEMBANGAN HARGA NANAS DARI TINGKAT PRODUSEN TAHUN 2018													
PROVINSI SUMATERA UTARA													
No	Kabupaten	NANAS (RP/KG)											
		JAN	FEB	MAR	APR	MEI	JUN	JUL	AGT	SEP	OKT	NOV	DES
1	Mandailing Natal	-	-	-	-	-	-	-	-	-	10,000	10,000	10,000
2	Tapanuli Selatan	-	6,333	6,000	-	-	7,000	7,000	-	-	7,500	7,000	5,000
3	Tapanuli Utara	1,000	3,000	-	4,000	3,000	3,500	3,533	3,250	4,000	-	-	-
4	Toba Samosir	-	-	-	-	-	-	-	-	-	-	-	-
5	Asahan	-	-	-	-	-	-	-	3,000	-	-	5,000	-
6	Simalungun	5,375	5,412	-	3,000	7,000	4,000	4,023	4,964	5,111	-	-	-
7	Dairi	3,000	3,000	8,500	3,000	3,000	3,111	3,105	3,000	3,000	5,000	5,000	5,000
8	Karo	-	-	-	-	2,500	2,500	2,500	2,500	2,750	-	-	-
9	Deli Serdang	7,692	5,000	3,500	7,000	-	-	-	4,000	-	-	-	-
10	Langkat	-	-	-	-	-	-	-	-	-	-	-	-
11	H.Hasundutan	3,750	3,733	-	2,000	4,000	-	5,000	-	3,000	8,333	8,000	9,000
12	Samosir	3,750	4,250	4,600	5,000	4,000	4,043	4,042	3,625	4,000	8,000	10,000	10,000
13	Serdang Bedagai	-	-	-	-	-	-	-	-	3,000	10,000	10,000	-
14	Batu Bara	-	-	-	-	-	-	-	-	-	-	-	-
15	Pd. Lawas	-	-	-	-	-	-	-	-	-	8,000	10,000	-
16	Tanjung Balai	-	-	-	3,000	3,000	3,071	3,071	3,000	3,000	-	-	-
17	Pematang Siantar	6,000	-	-	-	-	5,000	5,000	-	-	-	-	-
18	Medan	-	-	-	-	-	-	-	-	-	-	-	-
19	Pd Sidempuan	6,000	-	-	-	-	-	-	-	-	-	-	-
	Rerata bulanan	4,571	4,390	5,650	3,857	3,786	4,028	4,142	3,417	3,483	8,119	8,125	7,800



Buah Pepaya Lokal

PERKEMBANGAN HARGA PEPAYA LOKAL DARI TINGKAT PRODUSEN TAHUN 2018													
PROVINSI SUMATERA UTARA													
No	Kabupaten	PEPAYA LOKAL (RP/KG)											
		JAN	FEB	MAR	APR	MEI	JUN	JUL	AGT	SEP	OKT	NOV	DES
1	Mandailing Natal	5,000	5,000	5,000	5,000	4,000	4,167	4,167	5,000	4,667	4,000	4,000	4,000
2	Tapanuli Selatan	4,000	4,000	4,538	3,500	3,500	4,914	4,897	4,941	5,000	4,500	4,600	5,000
3	Tapanuli Utara	-	-	-	-	-	6,000	6,000	-	-	-	-	-
4	Toba Samosir	-	-	-	-	-	-	-	-	-	-	-	-
5	Asahan	6,000	6,000	6,000	6,000	6,000	6,000	6,000	6,000	6,000	6,000	5,600	6,000
6	Simalungun	-	-	-	-	6,000	7,000	7,000	5,250	5,917	-	-	-
7	Dairi	3,200	3,158	3,118	3,000	3,000	3,111	3,105	3,000	3,000	4,500	4,200	3,000
8	Karo	-	-	-	-	-	-	-	-	-	-	-	-
9	Deli Serdang	3,038	3,000	3,200	-	-	-	-	4,000	-	-	-	-
10	Langkat	2,250	2,583	4,864	3,000	3,000	3,000	3,000	3,029	3,125	3,500	3,500	3,500
11	H.Hasundutan	3,000	3,700	3,950	4,000	4,000	4,471	4,500	4,824	5,625	5,000	4,800	6,000
12	Samosir	7,250	7,250	7,167	7,000	7,000	6,783	6,792	8,000	7,143	5,833	6,600	8,000
13	Serdang Bedagai	4,000	4,000	4,000	4,000	4,000	4,000	4,000	4,000	4,000	4,667	4,800	4,000
14	Batu Bara	-	-	-	-	-	-	-	-	-	-	-	-
15	Pd. Lawas	-	-	-	-	-	-	-	-	8,000	8,000	10,000	-
16	Tanjung Balai	4,000	-	-	3,000	3,000	3,071	3,071	3,000	3,000	-	-	3,000
17	Pematang Siantar	7,000	-	-	-	-	-	-	-	-	4,000	4,000	-
18	Medan	-	-	-	-	-	-	-	-	-	-	-	-
19	Pd Sidempuan	2,400	2,333	2,214	2,500	-	-	5,000	3,833	4,000	-	-	-
	Rerata bulanan	4,262	4,102	4,405	4,100	4,350	4,774	4,794	4,573	4,956	5,000	5,210	4,722



Buah Alpukat

PERKEMBANGAN HARGA ALPUKAT DARI TINGKAT PRODUSEN TAHUN 2018													
PROVINSI SUMATERA UTARA													
No	Kabupaten	ALPUKAT (RP/KG)											
		JAN	FEB	MAR	APR	MEI	JUN	JUL	AGT	SEP	OKT	NOV	DES
1	Mandailing Natal	-	-	-	8,000	7,000	8,333	8,333	6,000	4,833	5,000	5,500	5,000
2	Tapanuli Selatan	-	-	7,000	-	-	14,000	14,000	-	-	5,000	6,000	-
3	Tapanuli Utara	-	-	-	10,000	6,000	8,286	8,400	8,429	5,000	-	7,500	8,000
4	Toba Samosir	-	-	-	-	-	-	-	-	-	-	-	-
5	Asahan	-	-	15,000	-	-	-	-	9,000	-	-	-	-
6	Simalungun	-	-	-	-	4,000	4,786	4,818	5,357	5,286	5,000	6,667	-
7	Dairi	-	-	-	-	4,000	4,111	4,105	4,500	4,000	4,000	4,000	4,000
8	Karo	-	-	-	-	-	-	-	-	-	-	-	-
9	Deli Serdang	-	-	-	-	-	-	-	-	-	-	-	-
10	Langkat	-	-	-	-	-	-	-	17,000	-	-	6,000	-
11	H.Hasundutan	-	-	-	8,000	7,000	5,647	5,722	5,875	6,000	4,500	5,000	6,500
12	Samosir	-	-	8,000	8,000	6,000	5,227	5,217	5,667	5,857	5,000	5,667	6,000
13	Serdang Bedagai	-	-	-	4,000	-	-	-	-	-	5,000	6,000	-
14	Batu Bara	-	-	-	-	-	-	-	-	-	-	-	-
15	Pd. Lawas	-	-	-	-	-	-	-	-	-	5,000	6,000	-
16	Tanjung Balai	-	-	-	-	-	-	-	-	-	-	-	-
17	Pematang Siantar	-	-	-	-	-	-	-	-	-	-	-	-
18	Medan	-	-	-	-	-	-	-	-	-	-	-	-
19	Pd Sidempuan	-	-	6,000	5,000	-	-	8,000	8,000	8,000	-	-	-
	Rerata bulanan	-	-	9,000	7,167	5,667	7,199	7,324	7,759	5,568	4,813	5,833	5,900

